

impedance
Analyzer 262k

technical specifications

General Specifications

power consumption	5 VDC; 400mA
power source	USB port
control interface	USB port
built-in protection	USB interface galvanically isolated (1000 VDC /1min, 3000 VDC /1sec)
weight	0.2 kg
dimensions	32 x 81 x 126 mm (without connectors)
operating condition	-15 to +65 °C / 0 to 150 °F at < 80% humidity, non condensing (extended range on request)
electromagnetic compliance	emitted radiation: EN 55011, class B (stringest class) immunity against discharge: EN 61000-4-2, criterion A (highest immunity) immunity against EM fields: EN 61000-4-3, criterion A (highest immunity)

Probe Port Specifications

terminal type	BNC
output signal amplitude	measurement on: max. 316 mV _p max. 9,6 mA _p measurement off: no signal
probe calibration function	to compensate individual probes against series and parallel R, parallel C, series R, series L

Frequency Characteristics

frequency range	1 kHz to 262 kHz
frequency sweep stepwidth	1 Hz to 250 kHz
frequency resolution	1 Hz
absolute frequency error	typ. +/- 0,001%

Display Modes

impedance values	versus frequency: Z (Impedance Magnitude), φ (Phase), R (Resistance), X (Reactance) dual plots: Z and φ vs.Frequency, R and X vs.Frequency complex plot: X versus R (Nyquist Diagram)
admittance values	versus frequency: Y (Admittance Magnitude), φ (Phase), G (Conductance), B (Susceptance) dual plots: Y and φ vs.Frequency, G and B vs.Frequency complex plot: B versus G (Nyquist Diagram)
capacitance	Capacitance vs. Frequency
inductance	Inductance vs. Frequency
scaling options	full-scale automatically or manually settable; linear or logarithmic display option for both axis

Data Storage & Handling

save/load options	- save/load measurement as data - save/load parameter and probe calibration only - save measurement as picture only (bmp, jpg, or png)
printing options	- graph only - full panel
data export options	- text file format (*.txt) - Microsoft Excel file format (*.xls) - MathWorks MatLab file format (*.mat)

System Requirements

minimum PC/Laptop [†] requirements	- 1 GHz clock rate - 256 MByte RAM - 300 MByte available harddrive space - 1024 x 600 pixels resolution - CD-ROM drive (for installation of user software)
operating system [†]	Microsoft Windows 7 and Windows 10 (other on request)

[†] not included

Measurement Range

version	262k-33	262k-1000
impedance values	10 mΩ to 100 kΩ	30 Ω to 3000 kΩ
admittance values	10 μS to 100 S	0.3 μS to 30 mS
capacitance	10 pF to 10 mF	0.3 pF to 3 μF
inductance	10 nH to 10 H	30 μH to 300 H
phase	+90 to -90 degree; +π/2 to -π/2	+90 to -90 degree; +π/2 to -π/2

Measurement Accuracy (at 21-24°C / 70-75°F; warm up time 15 min)

version		262k-33	262k-1000
impedance values	typical full frequency range error (shortened probe):	+/- 10 mΩ	+/- 10 Ω
	typical single frequency repetitive error (shortened probe):	+/- 1 mΩ	+/- 1 Ω
	typical 100 kHz BW error (%), full Z range:	$(3\text{m}\Omega/Z + Z/300\text{k}\Omega) \cdot 100\%$ (Fig.1)	$(10\Omega/Z + Z/10\text{M}\Omega) \cdot 100\%$ (Fig.1)
admittance values	typical full frequency range error (open probe):	+/- 10 μS	+/- 300 nS
	typical single frequency repetitive error (open probe):	+/- 1 μS	+/- 30 nS
	typical 100 kHz BW error (%), full Y range:	$(3\mu\text{S}/Y + Y/300\text{S}) \cdot 100\%$	$(0.1\mu\text{S}/Y + Y/0.1\text{S}) \cdot 100\%$
phase		see Figure 2	see Figure 2
capacitance		see Figure 3	see Figure 5
inductance		see Figure 4	see Figure 6

Measurement Time

standard operation	approx. 30 msec per frequency step
with noise reduction	approx. 60 msec per frequency step
additional optional delay time	settable from 3 msec to 300 msec / frequency step (for high-Q measurements)

Figure 1: Magnitude Error versus Load

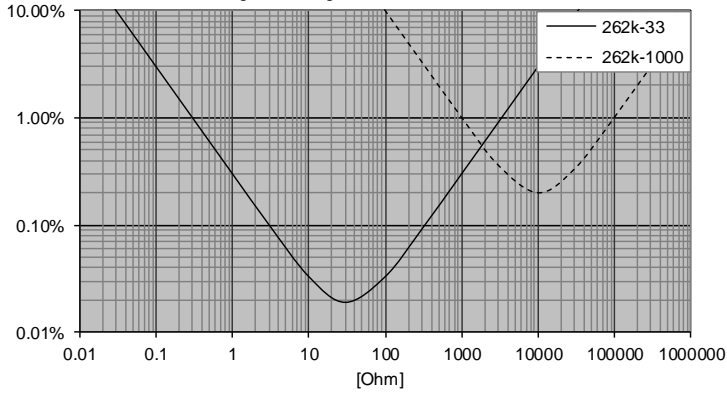


Figure 2: Phase Error versus Load

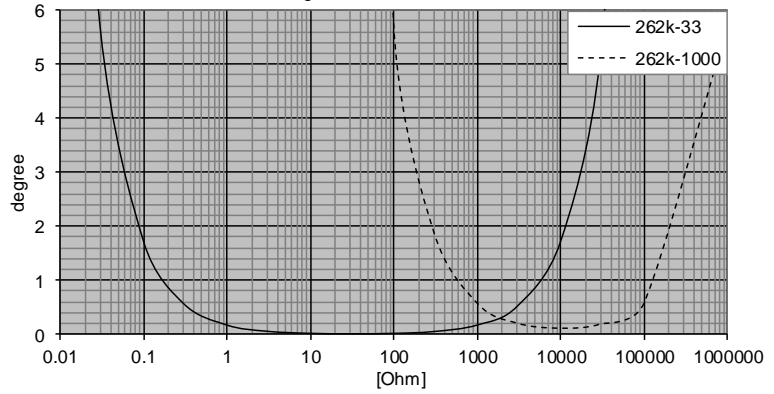


Figure 3: Capacity Error versus Frequency (Model 262k-33)

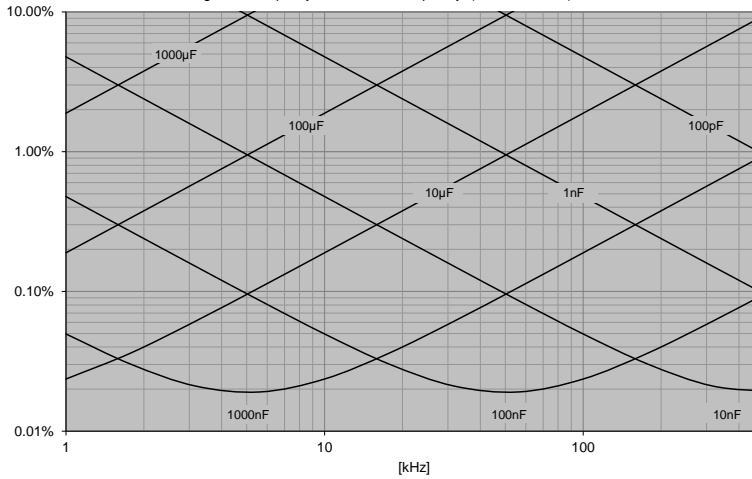


Figure 4: Inductivity Error versus Frequency (Model 262k-33)

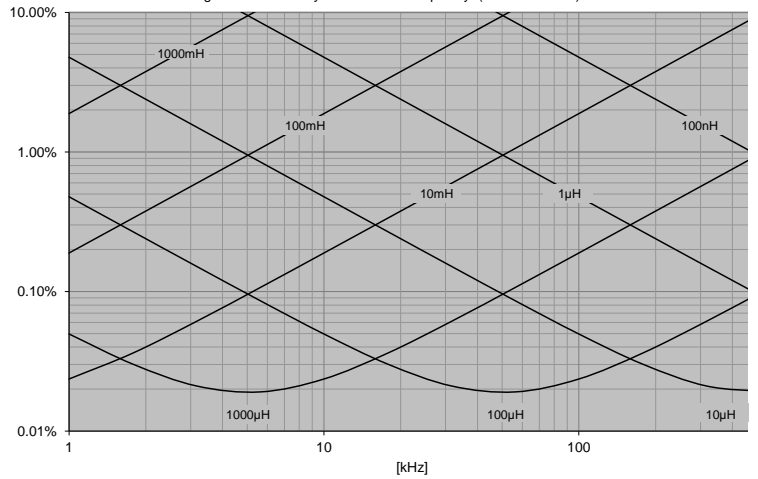


Figure 5: Capacity Error versus Frequency (Model 262k-1000)

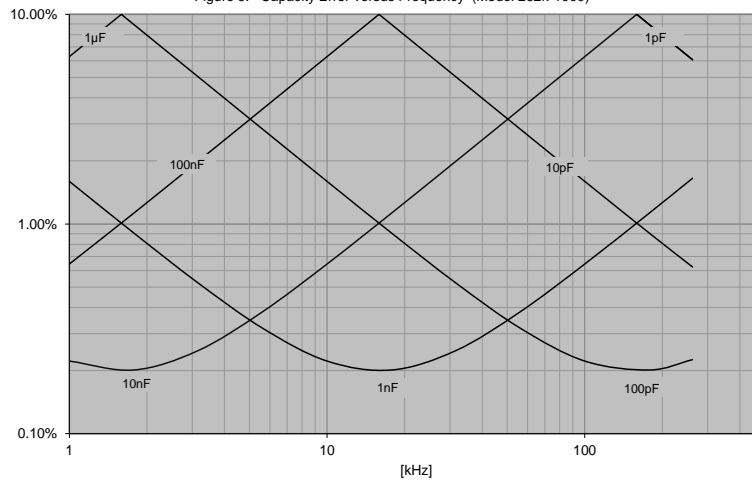


Figure 6: Inductivity Error versus Frequency (Model 262k-1000)

